




▽▽.JPB²△△
MINI EXCAVATOR

JPB² MINI EXCAVATOR

THE EXCAVATOR WITH A DIFFERENCE



JPB² MINI EXCAVATOR

Designed and manufactured in the United Kingdom, it not only digs but Hydraulic Power Breakers, Cutters, Chainsaws Submersible Pumps, Drills etc. can be plugged in and operated while the Digger continues working.

It is self propelled and travels at 4 miles per hour (6.4 km/h). It digs normally and can also dig close to the wall by slewing the upperstructure hydraulically.

It has 4 hydraulic stabilizers which are operated independently and can level the machine even on very rough terrain.

The twin cylinder 17hp diesel engine has sufficient power to dig even at tickover, ideal for the novice who wants to hire a machine for a week end to landscape or dig in his garden.

The JPB² is ideally suitable for:

- Building constructors,
- Swimming pool constructors,
- Market gardeners,
- Grave diggers,
- The municipality,
- Plant hirers,
- Landscapers,
- Canal and Waterboard,
- The Army,
- Electricity Board,
- Post and telecommunications depts.
- Farmers,
- Road maintenance depts,
- Forestry and land drainage depts.

THE VERSATILITY OF THE JPB2

The removal of the front wheel is required in order to slew the upper structure for close wall digging or for digging alongside the machine.

The bonnet opens fully for easy maintenance.

A complete range of hydraulic attachments can be plugged into the hydraulic circuit.

Complete drip proof quick couplings make this easy.



Machine digging



Upper structure offset for close wall digging or sideways digging

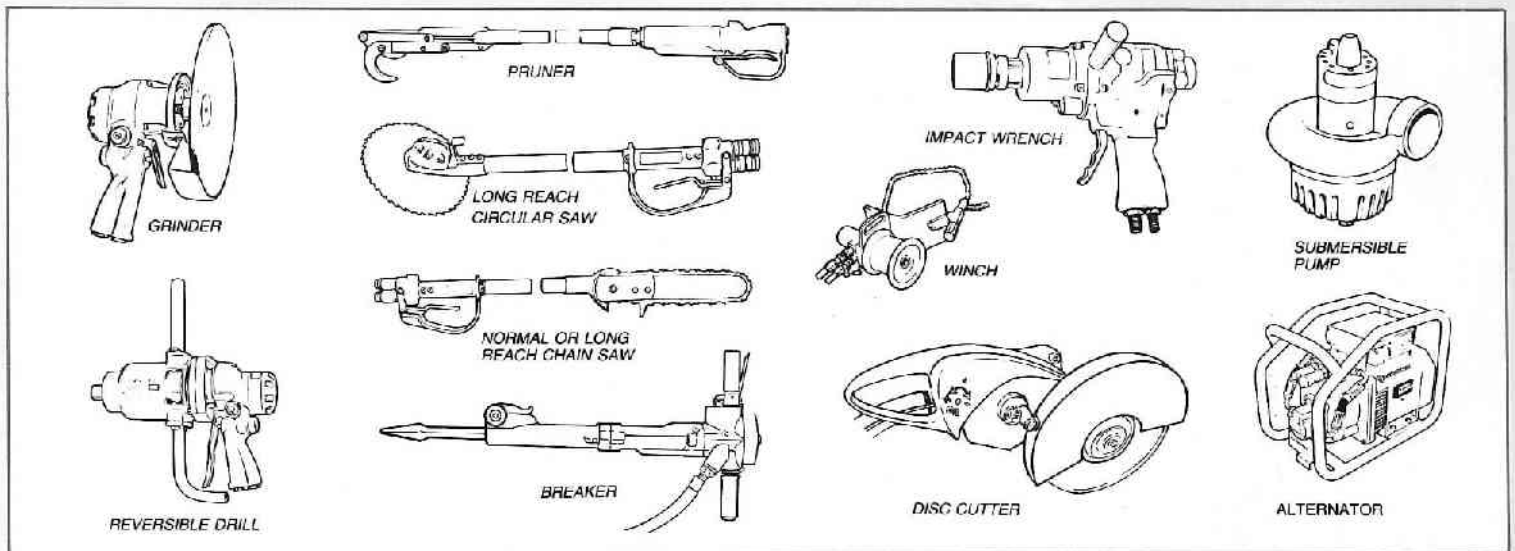


Bonnet open for maintenance



Machine with front wheel removed (10 seconds)

A complete range of attachments




It is anticipated that the sizes of buckets available will be 8, 12, 14, 18, 20, and 24 inch widths. A ditch cleaning bucket will also be available. The average digging depth in the UK is 1-1.5m, which is well within the range of the JPB2. (JPB2 digs down to 2m).

A driver's cabin, fully glazed and heated, will be available from the middle of 1984.

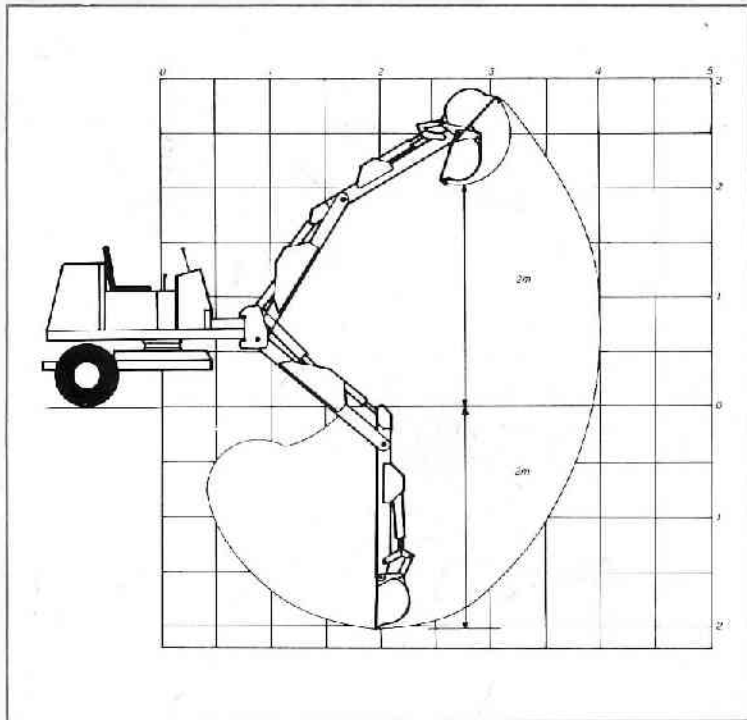


Power breaker plugged in and ready for operation



The hydraulic drip proof quick connectors

JPB² SPECIFICATIONS



ENGINE:

2 cylinder air cooled direct injection diesel engine.
Bore: 82mm
Stroke: 88mm
Displacement: 929cc
Compression ratio: 18.3:1
RPM: 2600
Horse Power Din 6270: 17hp 12.78kw
Air cleaner: Dry type cyclonic with replaceable cartridge
Oil sump capacity: 2.4kg
Electric start: 12 volt
Battery: 12 volt negative earth
Alternator: 43 amp/h
Fuel consumption at full power: 210 gph

HYDRAULICS

2 x 21 ltr Hydraulic Pumps direct mounted to engine with flexible coupling
Pressure: Digger circuit 2500 psi 172.5 bar
Pumps: Gear type — tandem
Relieve valve settings: 2500 psi and 2000 psi
Hydraulic cylinders: 4 x 70mm dia
5 x 50mm dia
Traction Motor: High torque gear type giving 370 nm at 2000 psi 100 rpm
Travel Speed: 4 mph at full engine rpm forward and reverse
Hydraulic tank capacity: 8 gallons — 36 ltr
Filtration: 2 x fine mesh suction strainers in side tank. Return line filter cartridge type with warning gauge

STEERING

Full hydraulic by means of boom slow system

STABILIZERS

4 independent hydraulic operated stabilizers, one at each corner of the machine.
Capable of levelling the machine on undulating or rough ground conditions.

SEAT

Deluxe seat with waterproof upholstery, adjustable fore and aft, with folding arm rests.

FUEL OIL TANK AND HYDRAULIC OIL TANK

Located one on each side of the operator
Fitted with lockable filling caps
Level sight gauge for each tank
Fuel capacity 5 gallons (22.5 ltr) 10 hours work capacity
Hydraulic tank capacity 8 gallons (36 ltr)

HYDRAULIC OIL-COOLER

65 row heavy duty oil cooler located behind fuel tank
Thermostat controlled electric fan for cooling of oil
Fan diameter: 12 inch (305mm) multi blade type
Fan cuts in at 38°C cuts out at 30°C

POWER FOR HYDRAULIC ATTACHMENTS

Two drip proof quick release couplings located on left hand side of machine.
The following attachments can be plugged in:

Hydraulic breaker 25kg or 30kg
Hydraulic chain saw
Hydraulic disc cutter
Hydraulic rotary percussive drill
Submersible pump 900 ltr/min
Hydraulic pruners
Hydraulic winch
Hydraulic driven generator 2kw
Hydraulic driven electric welder 140 amp
Hydraulic impact wrenches
etc. etc.

OPERATIONAL SPECIFICATIONS

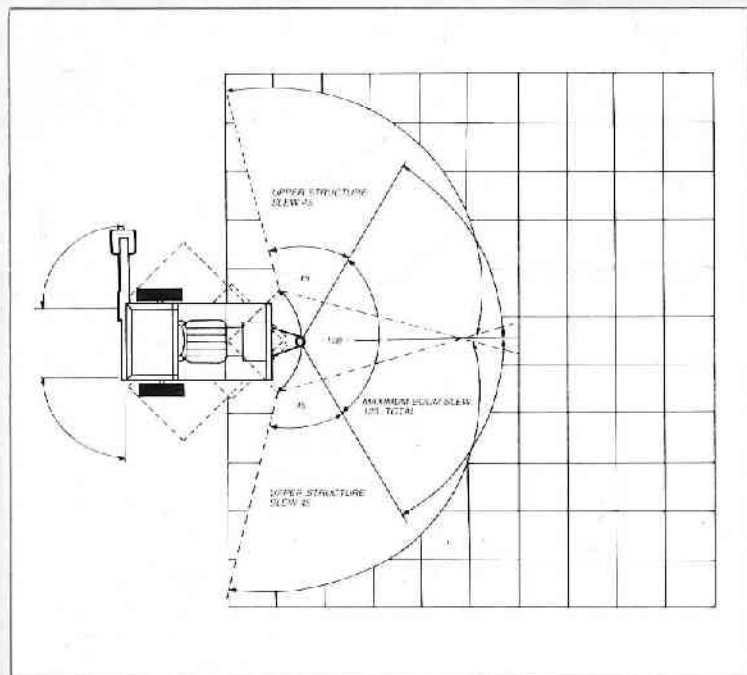
Digging depth 2 metre
Unloading height 2 metre
Boom slew 120 degree
Upper structure slew 90 degree (for close wall digging)

Tyres

3 x 6-12 traction type

General Specification

WIDTH: 1.27 Metre
WEIGHT 1.2 Tonnes



J.P.B. (MINI EXCAVATORS) LIMITED Foleshill, Coventry, CV6 5DR
1 Broomfield Road, Earlsdon, Coventry, England, CV5 6JW
TELEPHONE: 0203 716262/3
Sales: 0203 716262/3
Coventry, Staffordshire, England, ST14 5JT
490966, Telex 367284